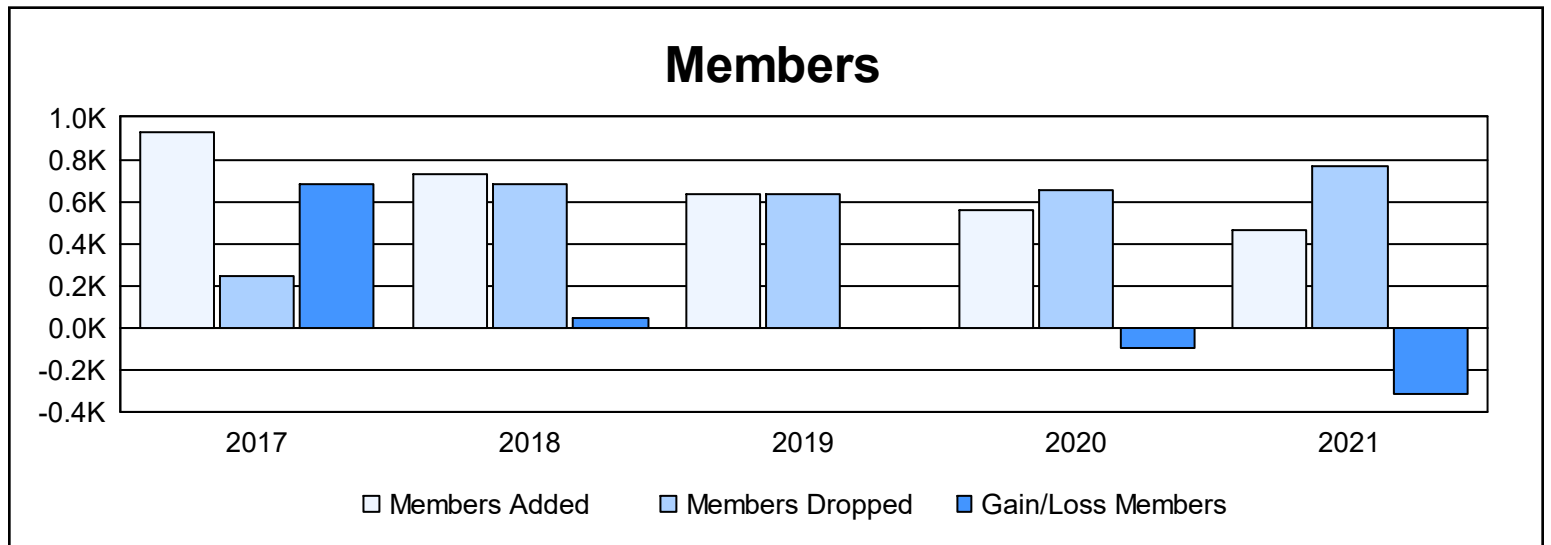
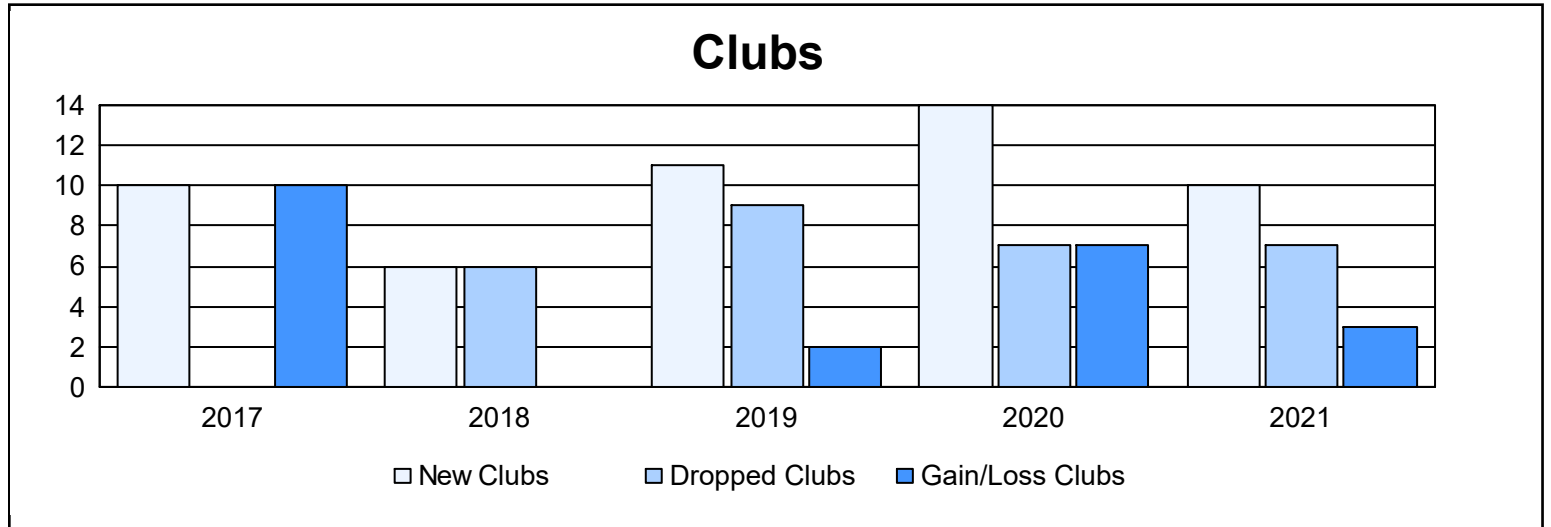
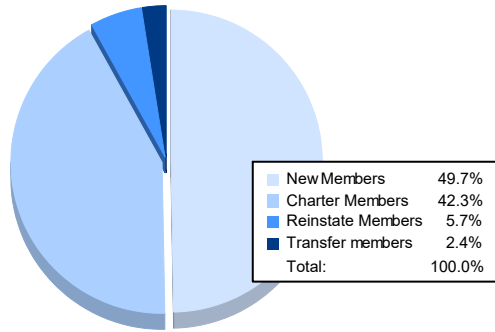


Year	New Clubs	Dropped Clubs	Gain/ Loss Clubs	New Members	Charter Members	Reinstate Members	Transfer Members	Total Member Added	Total Members Dropped	Gain/ Loss Members
2016-2017	10	0	10	650	240	26	11	927	242	685
2017-2018	6	6	0	535	146	32	12	725	681	44
2018-2019	11	9	2	261	289	59	21	630	634	-4
2019-2020	14	7	7	244	233	46	34	557	651	-94
2020-2021	10	7	3	228	194	26	11	459	771	-312
<b>Average</b>	<b>10</b>	<b>6</b>	<b>4</b>	<b>384</b>	<b>220</b>	<b>38</b>	<b>18</b>	<b>660</b>	<b>596</b>	<b>64</b>



### Membership Composition June 2021 Cumulative



### Gender Composition June 2021 Cumulative

